




# Septic Maintenance

Extending the life of your septic system






*Caroline McDonald, Conservation Coordinator*  
LakeCD@macdnet.org





*It all began with the dust bowl...*








# *Our Commitment to Healthy Septic*


Healthy Septic = Healthy Waters





# Do I have a septic system?

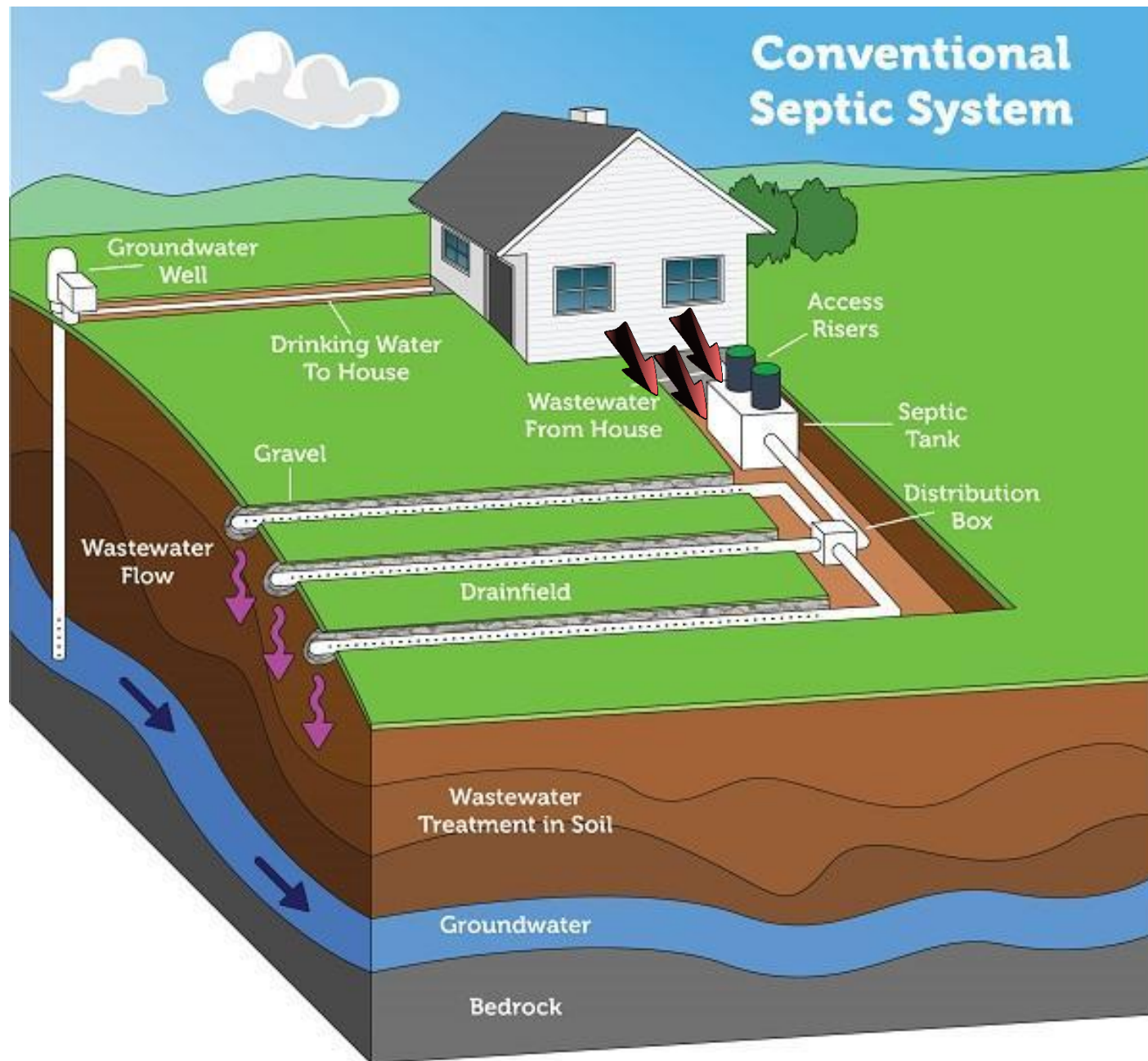
- Do you get a bill for “sewer” or “wastewater treatment”
- Do you live “in town”??
- Does your neighbor have septic?





# What Happens After the Flush?





Please note: Septic systems vary. Diagram is not to scale.

# What goes to the Septic Tank?

**Black Water**  
Toilet waste

**Gray Water**  
Other waste that goes through your plumbing via kitchen sink, shower, and laundry





# Septic Maintenance

Extending the life of your septic system





# How to raise a happy toilet

*Using the three P's*



# How to raise a happy toilet

*Using the three P's*



## 1. Pee





# How to raise a happy toilet

*Using the three P's*



1. Pee
2. Poop



# How to raise a happy toilet

*Using the three P's*



1. Pee
2. Poop
3. Paper



# How to raise a happy toilet

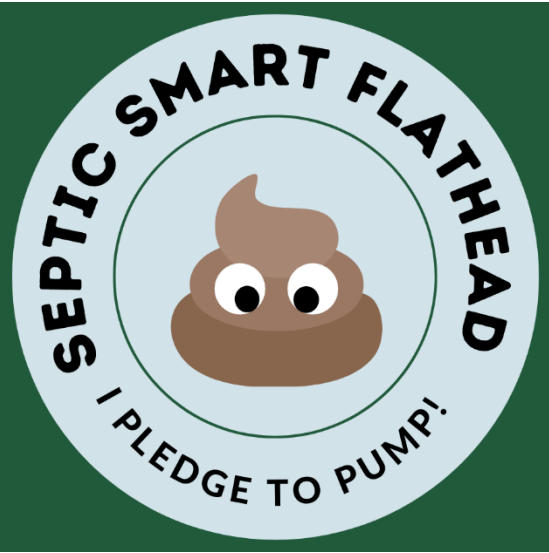
*Using the three P's*



1. Pee
2. Poop
3. Paper

*That's it—nothing else!*






# How to be Septic Smart

*Think at the Sink!*





# How to be Septic Smart

## *Think at the Sink!*




**NO:**

- Coffee Grounds
- Grease
- Medication
- Food Waste
- Paint
- Household Cleaners
- Pesticides






# How to be Septic Smart




*Don't Strain Your Drain!*



# How to be Septic Smart




*Don't Strain Your Drain!*




# How to be Septic Smart

*Shield Your Field!*



# How to be Septic Smart

## *Shield Your Field!*




- ✓ Drive anything heavier than a mower
- ✓ Plant trees, shrubs, or anything with deep, penetrating roots
- ✓ Build a shed or other outbuildings




# How to be Septic Smart

*Protect and Inspect!*



# How to be Septic Smart



***Protect and Inspect!***


**Every 3 to 7 years**

***A few hundred dollars could save you thousands!***


# How to be Septic Smart

*Protect and Inspect!*

**Red Flags**



# How to be Septic Smart




*Protect and Inspect!*

## Red Flags

- There is a strong odor around the septic tank or drainfield



# How to be Septic Smart




*Protect and Inspect!*

## Red Flags

- There is a strong odor around the septic tank or drainfield
- Wastewater is backing up in the house


# How to be Septic Smart



*Protect and Inspect!*


## Red Flags

- There is a strong odor around the septic tank or drainfield
- Wastewater is backing up in the house
- Bright green, spongy grass on the drainfield



# How to be Septic Smart

- *Remember the 3 P's*
- *Think at the Sink*
- *Don't Strain Your Drain*
- *Shield Your Field!*
- *Protect & Inspect*



# Can I get help with Pumping?

## *Flathead Basin Septic Maintenance Reimbursement Program*

### (Current) Eligibility Criteria

- *Own property in Lake or Flathead County that is supported by an individual septic system*
- *Have NOT had the septic system pumped for at least 3 years*
- *Have a septic system located LESS THAN 500 feet from surface water*



Thank you  
to the  
agencies  
supporting  
this effort







*Caroline McDonald,*  
*Conservation Coordinator*  
LakeCD@macdnet.org

